




Newsletter October 2019  
Issue #10



## Contents

Message from the President .....	2
Guild Business News .....	2
Directions to Wayne's .....	2
Old News .....	2
Guild Meeting Location .....	2
Raise in Membership Fees .....	2
Address List .....	3
Guild Officers .....	3
Fiber Events, Craft Fairs and Workshops .....	4
Saturday October 12, 11:00am-3:00pm.....	4
A Dyeing Workshop in Blue and Pink .....	4
Volunteer Opportunities .....	5
Ag Day, October 18 .....	5
General Announcements.....	5
Sewing Machine Repair .....	5
Roc Day 2020 Spinning and Knitting/Crochet Challenge .....	6
To Place an Ad.....	8
Vendors .....	9
Membership Form .....	10

## **Message from the President**

Dear Fellow Spinners,

Fall is here with all the gorgeous colors and lovely sunshine. It is not cold yet and my chickens still feel like camping. Every night I have to collect them out of the trees and carry them into their coop. During the day, I'm happily gardening away. The goldenrod and the jewelweed are on their way out now. But I dried some goldenrod to bring along for our Japanese Indigo dyeing workshop on October 12th. Of course, Wayne is doing most of the work, preparing all the Japanese Indigo for us. He is also kindly offering his house for us to meet on the day. We will not use the All Saints Parish Hall for the next meeting. Those of us who do not feel like grabbling with natural dyeing, will have the chance to just spin and socialize.

Hope to see you all at Wayne's house,

Angelika

## **Guild Business News**

The next guild meeting will be on Saturday, October 12, 2019 from 11:00 am-3:00 pm at Wayne Harbert's home in Newfield. He will be leading a fiber dyeing workshop.

See description on p. 5.

### Directions to Wayne's:

- Go south out of Ithaca on Route 13.
- Continue up the hill for a mile past the 34/96 intersection.
- Turn right on Millard Hill Road--the first right. Millard Hill Road is the paved road that goes straight up the hill--not the dirt road off to the right.
- Go up Millard for one mile.
- Turn left on Burdge Hill Road, the first left.
- Go up Burdge Hill Road for another 1.1 miles or so. It's uphill all the way. If you find yourself going downhill again you have probably passed us.
- 107 Burdge Hill Road is on the left side of the road. The street number is on a sign at the top of the (longish) driveway.

## **Old News**

### Guild Meeting Location

All members are asked to be on the lookout for an alternative potential meeting location in a reasonable price range. It must have adequate parking.

### Raise in Membership Fees

In order to cover our higher rental bills, we voted to increase membership fees by \$5 to yearly fee of \$25 starting January 2020.

## Black Sheep Handspinners Guild Newsletter

### Address List

We put together an address list featuring, names, email addresses, and telephone numbers. The list is available in printed form at guild meetings or by request to Secretary, Wayne Harbert at [weh2@cornell.edu](mailto:weh2@cornell.edu) or phone [607-564-9328](tel:607-564-9328).

If you know of folks who would like to join please have them notify Louise Henrie at: [henrielm6@aol.com](mailto:henrielm6@aol.com)

### Guild Officers

President	Angelika St.Laurent
Vice President	Sue Quick
Secretary	Wayne Harbert
Treasurer	Louise Henrie
Newsletter	Suzanne Schwartz
Workshops	Marcia Weinert
Webmaster	Rosane Mordt
Roc-Day Coordinator	Yvonne LaMontagne

## Fiber Events, Craft Fairs and Workshops



Saturday October 12, 11:00am-3:00pm

A Dyeing Workshop in Blue and Pink

With Wayne Harbert

In lieu of our usual October meeting in the parish hall, those who are interested will be convening at Wayne's house (107 Burdge Hill Road, Newfield) on October 12 for a natural dyeing workshop. Directions follow. The featured dye plant will be the Japanese indigo that we have been growing as a group project for the past couple of years. We now have enough for two good vats. The plants are in three different states. Some of you turned in dried leaves, and I have kept them in that form. Some turned in fresh leaves, and I put those in plastic bags until they deliquesced into a blue-black muck with a decidedly barn-yardy odor, which I squeezed into compact little pucks, approximating the woad balls in which form that plant was traditionally stored. The plan is to make one vat with fresh and dried plants, and another

with the composted ones, so we can see if they yield different results. The main technological challenge will be keeping the vats at the right temperature for a couple of days, allowing bacteria to perform their chemical magic. The only ingredient besides plants and water will be a bit of washing soda, to keep the soup comfortably alkaline for the microorganisms. (We haven't tried this before, so success is not guaranteed. That's what makes it exciting.) Wool and cotton samples will be supplied for people who want to try their hand at traditional vat dyeing, and we may try an experiment with *shibori*, a traditional Japanese patterned tie-dyeing technique in which fabric is folded and clamped, so that only parts of it absorb the dye.

There will be a few other dye baths available, too. I'll have some onion skins on hand, and my walnut trees are starting to drop their fruits. Walnuts are self-mordanting, because of their high tannin content. And, to balance out all of the blue, we'll be trying to create a little pink, using avocado peels and pits. The pits, also high in tannin, are supposed to yield a pleasing pink. The peels give different results, and are used as a traditional mordanting agent in Central America. Those of you who enjoy avocados are encouraged to save your pits and peels.

## Volunteer Opportunities

### Ag Day, October 18



Our Ag Day is a one-day event that our fraternity, Alpha Zeta, hosts on the entire Ag Quad to promote agriculture and educate the Cornell community. We have different farm animals on display as well as provide free samples. We also have Cornell clubs table and host events throughout the day so people can win prizes.

Our event is on Friday October 18 from 9am-4:30pm, but we can arrange a shorter block of time if you would like! Most of our activity is from 10:30am until about 2:30pm.

If you are interested in being a part of this please contact Christel Remy Kuck. Her email is [cok23@cornell.edu](mailto:cok23@cornell.edu).

## General Announcements

### Sewing Machine Repair

Toby Benetti, of Benetti's Sewing Machine Repair (Dimondale, Michigan) is coming to Ithaca. He will be doing machine repair work **Sept 24-October 4**.

**October 5 & 6** he will be teaching a sewing machine repair class at Andy Ruina's house. For details contact Roberta Sibley at 248-563-7621.



Toby is an old friend of ours from Michigan, and has come a couple of weeks a year to visit and fix machines for the past 7 years. He taught a sewing machine repair class at Sew Green 5 or 6 years ago. He is an expert mechanic, with over 40 years experience, and repairs domestic & commercial machines and surgers. See his webpage <http://www.fixthatmachine.com> for more information. He's someone that repairs anything from an old Singer, to a fleet of machines in a factory. He cannot repair some highly computerized machines that have proprietary circuit boards he cannot buy or clamshell machines that are not meant to be fixed.

He has worked for many Ithacans, including Jan Norman/Silk Oak, Poppy Singer/Ithaca Upholstery, Denise Milito/Recycle Girl at the Farmers Market, Carolina Perez/Farmers Market, Laura Nelkin, Becky Hawley/Cosmic Love Creations, Mary White and Suzanne Schwartz, and Sara Arnold's fleet at Lehman Alternative Community School to name a few.

The best thing to do if you want him to look at a machine or inquire about pricing is call him 517-646-5050 or email him at [toby@fixthatmachine.com](mailto:toby@fixthatmachine.com)

Once you make arrangements with him, you can drop the machine off at my house or make arrangements to drop when he is here. We live not far from East Hill Plaza.

My number is 248-563-7621

Roberta Sibley

Roc Day 2020 Spinning and Knitting/Crochet  
Challenge

Spin 3.5 oz of Targee wool roving to create yarn. Spinning techniques are your choice – any gauge, any ply, any technique. Use the yarn you spin to knit or crochet a neck warmer (can't be a scarf or a shawlette). You may choose the pattern. Use **only the fiber provided** with no dyeing or additions of any kind. It is not necessary to use all the fiber. It is necessary to use only the fiber provided. Turn in your neck warmer to the contest table by 10:30 AM or earlier as the judges need time to consider entries.



There will be two judgments: one by people's choice and one by Black Sheep members for proficiency of spinning, knitting or crocheting.

Contact person for this event is Anne Furman.

[ahfurman@yahoo.com](mailto:ahfurman@yahoo.com)

607-387-4141

# Black Sheep Handspinners Guild Newsletter

## Past Events

### New York State Fair

Notable mention, Sharon Gombas won several awards for her fiber crafts at the New York State Fair.





## Black Sheep Handspinners Guild Newsletter

### **To Place an Ad**

The cost for ads is \$5.00 per month for non-members. Current members may submit one business-card sized classified ad per month for free. Send a check made out to BSHG to our treasurer, Louise Henrie, 417 2nd Street, Ithaca, NY 14850. Send the ad in digital form to the newsletter editor, [choonja43@gmail.com](mailto:choonja43@gmail.com).

Vendors

**TRINITY FARM**  
Registered Shetland and Icelandic Sheep  
hand-spun Yarns, Carded Roving, Well-Shirred fleece

Margaret G. Flowers    Matthew W. Dietert  
Aurora, NY 13026  
[www.trinityfarm.net](http://www.trinityfarm.net)  
315-246-1178    [mflowers@wells.edu](mailto:mflowers@wells.edu)



**spinning Bunny**

Hand Dyed Fiber & Yarn  
Hand Crafted Spindles & Stools  
Patterns, Kits, Accessories  
[www.spinningbunny.com](http://www.spinningbunny.com)  
[www.etsy.com/shop/spinningbunny](http://www.etsy.com/shop/spinningbunny)  
607-227-1216  
311B Tupper Rd, W. Danby, NY 14883

Handmade Glass Whorls  
Buttons, Pins & Beads  
by Isinglass Design



glass whorls for  
medieval & viking  
inspired spindles

Beads, felted puppets and  
scarves now at lthacamade

[www.glassbead.etsy.com](http://www.glassbead.etsy.com)  
[facebook.com/glassbeadstudio](https://facebook.com/glassbeadstudio)

**Jim's Woodworks**

Wheels & Spindles  
Skeinwinders  
Orifice Hooks  
Folding Spinning Stools  
Yarn Measurers  
Wheel Repairs



607/564-7178 or 607/227-1346  
<http://www.spinningbunny.com>




**Lady Llama Fiber Co.**  
Fine Fiber Arts Products


Kelli Terwilliger

Handpainted Yarn  
Handspun Yarn  
Spinning Fibers  
Knitting Accessories  
...and more

(716)673-5050  
[ladyllamafiberco@gmail.com](mailto:ladyllamafiberco@gmail.com)  
Shop: [www.ladyllamafiberco.etsy.com](http://www.ladyllamafiberco.etsy.com)



**CHEMUNG VALLEY FIBER  
ARTS GUILD**



Dedicated to Preserving & Teaching the Art  
of Handspinning and other Fiber Arts.  
<http://chemungvalleyguild.wordpress.com/>

**Felted  
Flora**

Hand Knit & Felted Designs  
by Renata Brenner

[FeltedFlora@stny.tr.com](mailto:FeltedFlora@stny.tr.com)  
[www.etsy.com/shop/FeltedFlora](http://www.etsy.com/shop/FeltedFlora)

UNDENIABLY  
**Loopy**

Award-Winning Design & Instruction

**MARCIA WEINERT**  
knitting | handspinning | felting | crochet  
585 872 4267 | [undeniablyloopy@gmail.com](mailto:undeniablyloopy@gmail.com) | [www.undeniablyloopy.com](http://www.undeniablyloopy.com)



**Membership Form**

Name \_\_\_\_\_

Address \_\_\_\_\_

\_\_\_\_\_

\_\_\_\_\_

Email (Print Neatly) \_\_\_\_\_

Phone # \_\_\_\_\_

This information will be shared with registered guild members. If you wish to remain anonymous, please let Louise Henrie know.

Please list your wheel(s)  
\_\_\_\_\_

Do you spindle spin? Yes or No (circle)

Do you Knit? Weave? Crochet? Dye? (Natural or Chemical?):

Would you be willing to share your skills with other members (ie: teach beginners, present a meeting topic, demo to the public, etc?)

If you raise fiber animals, please list them here \_\_\_\_\_

We need your help on committee(s). If you would like to volunteer, let our president, Angelika St.Laurent know!!!

- |             |           |
|-------------|-----------|
| Roc Day     | Website   |
| Programming | Outreach  |
| Newsletter  | Treasurer |
| Membership  |           |

Our newsletter is distributed electronically. If this is a problem, please contact Suzanne Schwartz, 114 Sears St. Ithaca, NY 14850 (607) 277-6903. Please fill this out and either bring it to a meeting or mail it with your check for \$25 to: Louise Henrie, 417 2nd Street, Ithaca, NY 14850